

Signify Classified - Internal
Cooper Lighting Solutions Photometric Lab
1121 Highway 74 South
Peachtree City, GA 30269



Scaled data based on original data using
LM-79-08 Approved Method: Electrical and Photometric Measurements of Solid-
State Lighting Products

Test Report Prepared for
Cooper Lighting Solutions
(formerly Eaton)

Brand: INVUE

Report Number: P868863

Luminaire Tested: **EMM2-HSN-SA3A-750-U-T2R-HSS**

Issue Date: 08/22/2024



Test Information

Test Method: LM-79-08
Report Number: P868863
Test Lab: INNOVATION CENTER(G3)
Issue Date: 08/22/2024
Manufacturer: COOPER LIGHTING SOLUTIONS (FORMERLY EATON)
Product Line: INVUE
Catalog Number: EMM2-HSN-SA3A-750-U-T2R-HSS
Description: EPIC MODERN SHORT HOUSING DISCRETE LED ARRAYS 130W 70CRI 5000K
FIXTURE w/ TYPE II ROADWAY DISTRIBUTION OPTIC AND HOUSE SIDE SHIELD
Light Source: (30) 5000K CCT, 70 CRI LEDS
Ballast/Driver: ELECTRONIC DRIVER

Summary

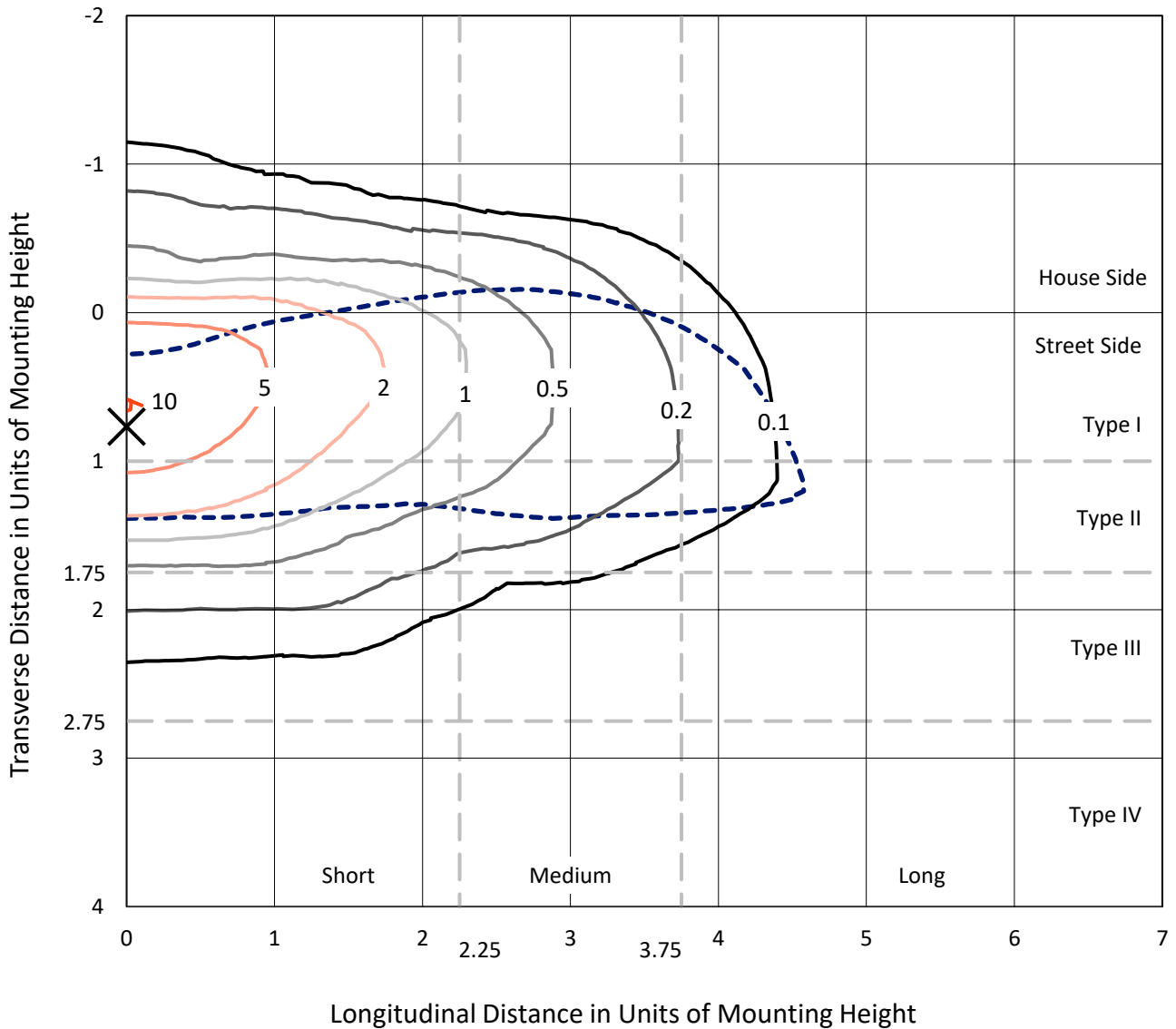
Lumens per Lamp: N/A
Luminaire Lumens: 11900.5 lumens
Efficiency: N/A
Efficacy: 105.3 lumens/watt
Luminous Opening: Rectangular (W 1' x L: 0.33' x H: 0')
IES Classification: Type II - Short
BUG Rating: B1 - U0 - G2

Input Watts (W): 113
Input Voltage (V): 120
Input Current (A_{in}): NR
Voltage Rise (V): NR
Power Factor: 0.99
Total Harmonic Distortion (THDi): 7.77%
Frequency (hertz): 60
Stabilization Time: NR
Operation Time: NR
Ambient Temperature (°C): NR
Test Distance: 24 FT

REPORT NUMBER: P868863
 CATALOG NUMBER: EMM2-HSN-SA3A-750-U-T2R-HSS

Iso-Footcandle Lines of Horizontal Illumination

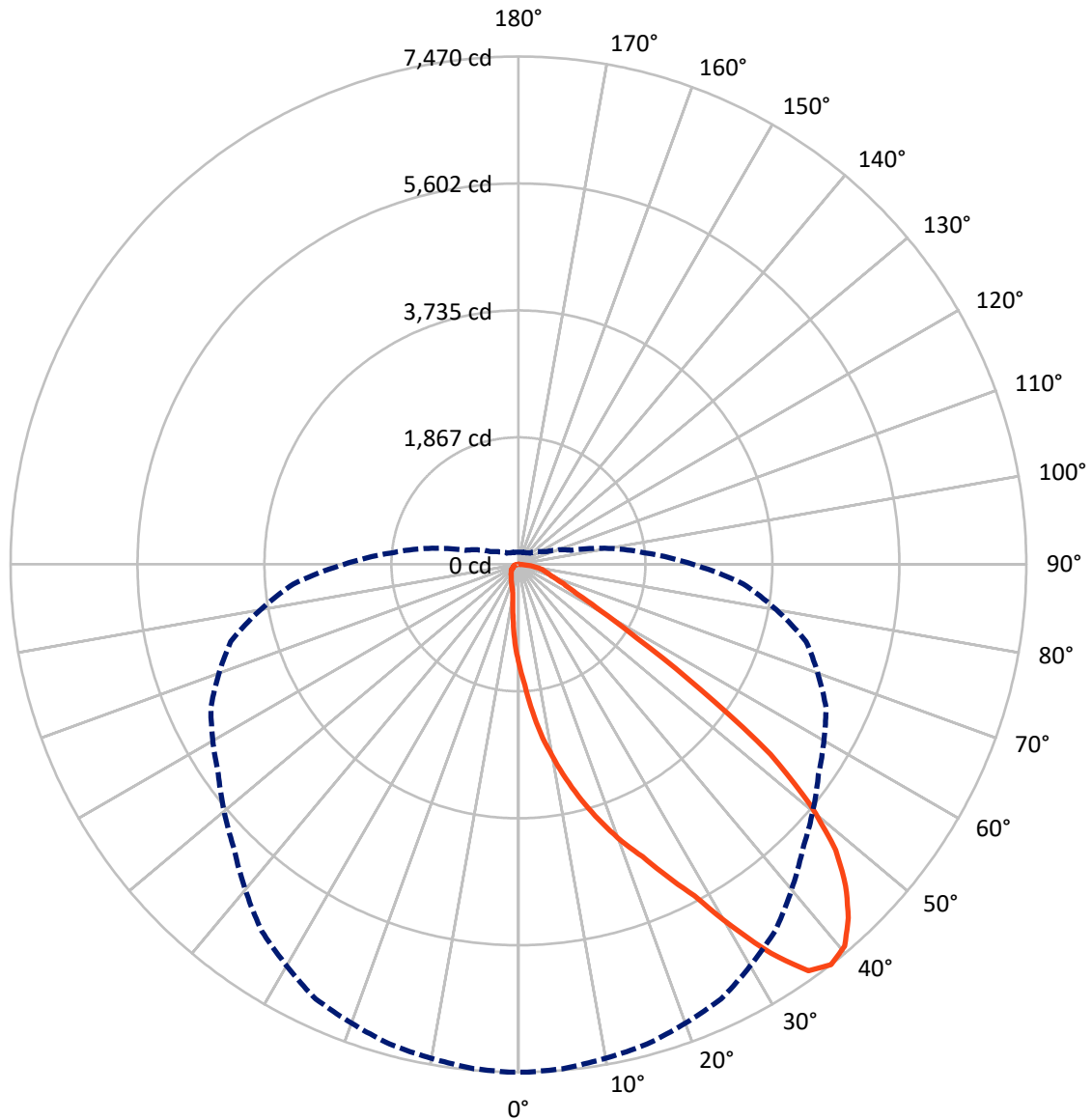
× Max cd
 - - - 1/2 Max cd



Based on 20 foot mounting height. Maximum calculated value = 10.2 fc
 Type II - Short - N/A

REPORT NUMBER: P868863
CATALOG NUMBER: EMM2-HSN-SA3A-750-U-T2R-HSS

Luminous Intensity Polar Plot



— Vertical Plane Through 0-Deg Lateral - - - Horizontal Cone Through 37.5-Deg Vertical

REPORT NUMBER: P868863

CATALOG NUMBER: EMM2-HSN-SA3A-750-U-T2R-HSS

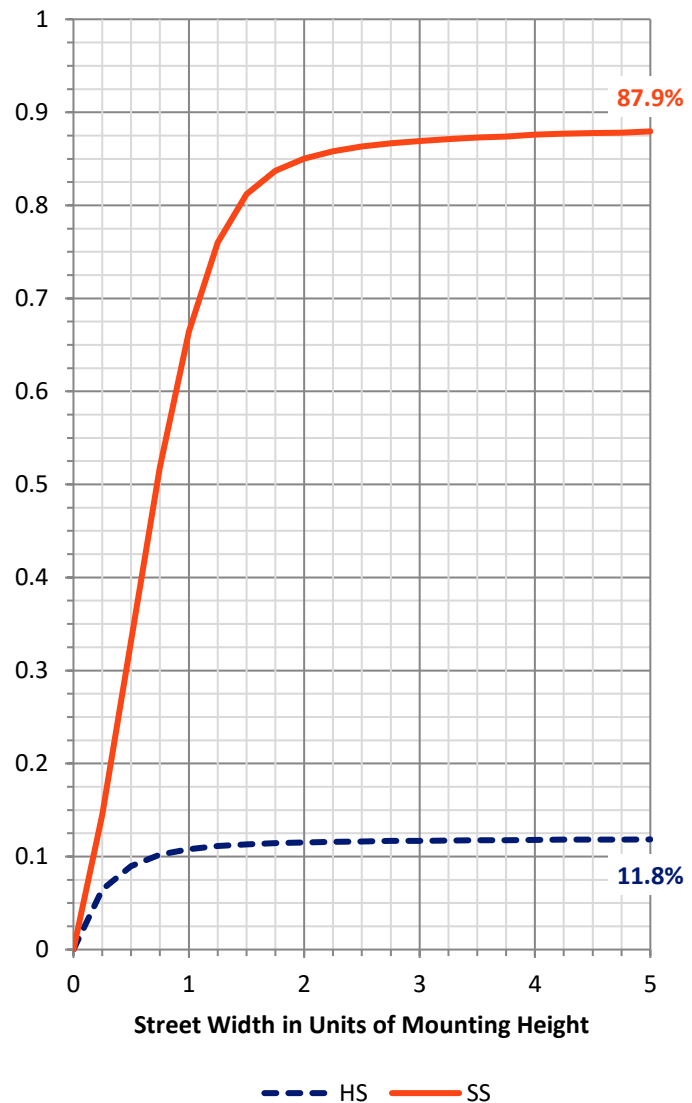
FLUX DISTRIBUTION:

		Downward	Upward	Total
House Side	Lumens	1419.4	0.0	1419.4
	% Fixture	11.9	0.0	11.9
Street Side	Lumens	10481.2	0.0	10481.2
	% Fixture	88.1	0.0	88.1
Total	Lumens	11900.5	0.0	11900.5
	% Fixture	100.0	0.0	100.0

ZONAL LUMENS:

Zone	Lumens	% Fixture
0°-10°	147.9	1.2
10°-20°	517.1	4.3
20°-30°	1067.0	9.0
30°-40°	1877.4	15.8
40°-50°	2549.1	21.4
50°-60°	2525.6	21.2
60°-70°	1944.4	16.3
70°-80°	1128.5	9.5
80°-90°	143.5	1.2
90°-100°	0.0	0.0
100°-110°	0.0	0.0
110°-120°	0.0	0.0
120°-130°	0.0	0.0
130°-140°	0.0	0.0
140°-150°	0.0	0.0
150°-160°	0.0	0.0
160°-170°	0.0	0.0
170°-180°	0.0	0.0
0°-90°	11900.5	100.0
0°-180°	11900.5	100.0

Coefficient of Utilization



REPORT NUMBER: P868863

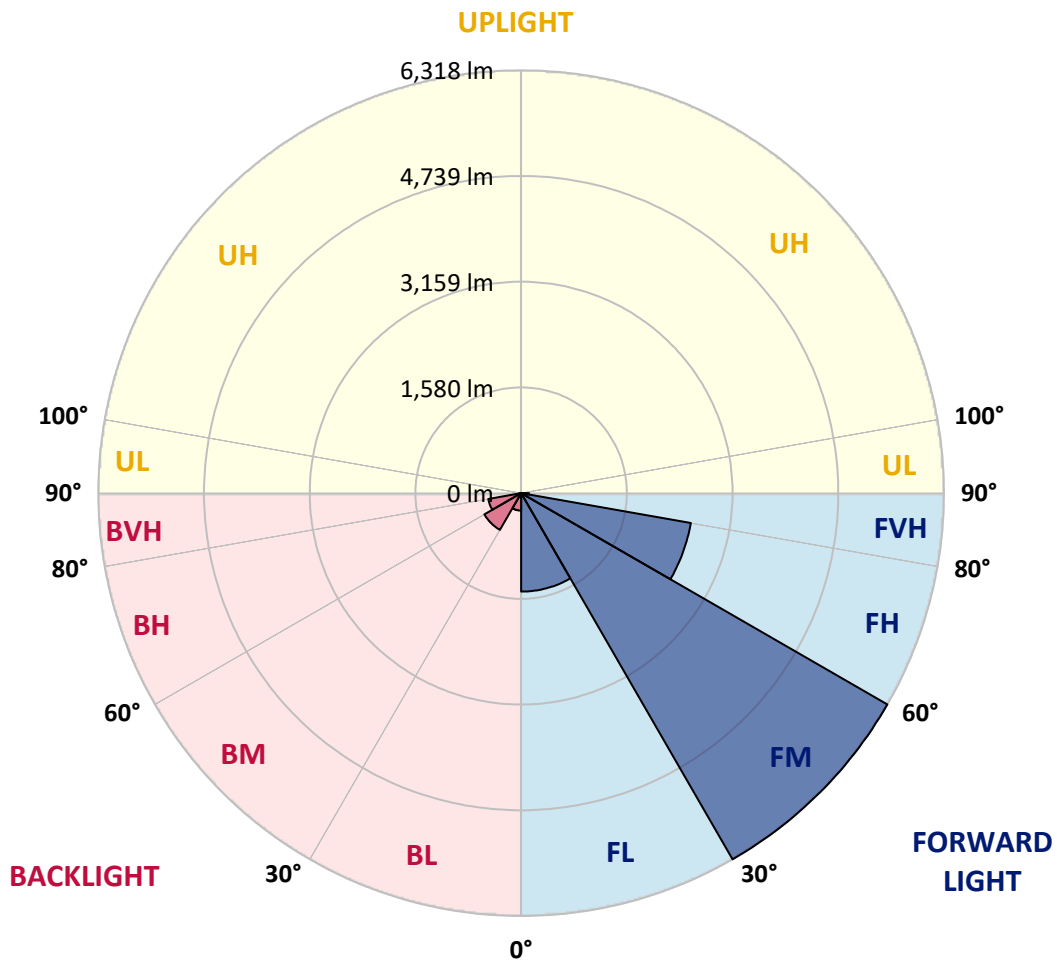
CATALOG NUMBER: EMM2-HSN-SA3A-750-U-T2R-HSS

LUMINAIRE CLASSIFICATION SYSTEM LUMEN TABLE AND BUG RATING:

Zone	Lumens	% Fixture	Zone Rating/Lumen Limit		
			B	U	G
FL (0°-30°)	1471.1	12.4			
FM (30°-60°)	6318.2	53.1			
FH (60°-80°)	2574.8	21.6			G2/5000
FVH (80°-90°)	117.1	1.0			G2/225
BL (0°-30°)	261.0	2.2	B1/500		
BM (30°-60°)	633.9	5.3	B1/1000		
BH (60°-80°)	498.0	4.2	B1/500		G1/500
BVH (80°-90°)	26.5	0.2			G1/100
UL (90°-100°)	0.0	0.0		U0/0	
UH (100°-180°)	0.0	0.0		U0/0	

BUG Rating: B1-U0-G2

Type II Short





REPORT NUMBER: P868863

CATALOG NUMBER: EMM2-HSN-SA3A-750-U-T2R-HSS

CANDELA DISTRIBUTION (FULL):

	0°	1°	5°	15°	25°	35°	45°	55°	65°	75°	85°
0°	1474.6	1474.6	1474.6	1474.6	1474.6	1474.6	1474.6	1474.6	1474.6	1474.6	1474.6
2.5°	1776.9	1803.4	1783.5	1766.9	1743.7	1720.4	1687.2	1650.7	1604.2	1547.7	1497.9
5°	2178.7	2192.0	2185.4	2175.4	2102.4	2032.6	1962.9	1876.5	1756.9	1650.7	1537.7
7.5°	2580.6	2574.0	2557.4	2527.5	2461.1	2381.3	2255.1	2112.3	1942.9	1756.9	1580.9
10°	2932.7	2942.6	2929.4	2882.9	2799.8	2690.2	2537.4	2374.7	2145.5	1886.5	1640.7
12.5°	3301.3	3308.0	3308.0	3208.3	3151.9	2982.5	2819.8	2600.5	2344.8	2045.9	1710.5
15°	3663.4	3650.1	3650.1	3583.6	3484.0	3294.7	3112.0	2846.3	2557.4	2195.4	1790.2
17.5°	4008.8	4015.4	3985.5	3912.4	3816.1	3633.5	3407.6	3115.3	2766.6	2374.7	1873.2
20°	4350.9	4330.9	4317.6	4244.6	4141.6	3925.7	3709.9	3377.7	3012.4	2577.3	1989.4
22.5°	4669.7	4679.7	4646.4	4530.2	4433.9	4237.9	3992.2	3686.6	3271.4	2779.9	2115.6
25°	5081.5	5048.3	5078.2	4938.7	4789.3	4556.8	4277.8	3975.6	3553.8	3029.0	2271.7
27.5°	5519.9	5539.9	5523.3	5370.5	5167.9	4855.7	4563.4	4241.3	3839.4	3264.8	2447.8
30°	6174.2	6164.3	6167.6	5938.4	5603.0	5231.0	4872.3	4520.2	4125.0	3553.8	2653.7
32.5°	6821.9	6858.4	6768.7	6566.1	6180.9	5619.6	5181.2	4789.3	4400.7	3802.8	2862.9
35°	7343.3	7333.3	7296.8	7071.0	6689.0	6144.3	5533.2	5088.2	4692.9	4108.4	3095.4
37.5°	7469.5	7469.5	7446.3	7306.8	7054.4	6582.7	5915.2	5387.1	4991.9	4380.7	3321.3
40°	7386.5	7369.9	7356.6	7263.6	7127.4	6848.4	6317.0	5696.0	5310.7	4732.8	3570.4
42.5°	7114.1	7117.5	7100.9	7047.7	6974.7	6868.4	6566.1	6024.8	5622.9	5064.9	3816.1
45°	6748.8	6755.4	6735.5	6728.9	6692.3	6692.3	6622.6	6283.8	5918.5	5403.7	4085.2
47.5°	6280.5	6277.2	6267.2	6250.6	6323.7	6403.4	6466.5	6430.0	6180.9	5769.0	4327.6
50°	5566.4	5559.8	5589.7	5672.7	5852.1	6028.1	6214.1	6386.8	6370.2	6107.8	4619.9
52.5°	4639.8	4596.6	4629.8	4885.6	5254.2	5646.1	5908.5	6180.9	6466.5	6466.5	4908.8
55°	3244.9	3281.4	3301.3	3676.6	4404.0	5078.2	5539.9	5891.9	6430.0	6752.1	5227.7
57.5°	2065.8	2079.1	2138.9	2544.1	3397.7	4241.3	5058.3	5636.2	6293.8	6991.3	5546.5
60°	1391.6	1345.1	1391.6	1624.1	2444.4	3327.9	4350.9	5314.0	6097.8	7164.0	5898.6
62.5°	983.1	979.8	993.1	1129.2	1743.7	2500.9	3464.1	4878.9	5941.7	7173.9	6160.9
65°	793.8	770.5	780.5	856.9	1169.1	1833.3	2540.8	4091.8	5802.2	6997.9	6290.5
67.5°	637.7	627.7	634.4	684.2	876.8	1378.3	1790.2	3112.0	5506.7	6699.0	6217.4
70°	521.4	524.8	528.1	577.9	697.5	1042.9	1278.7	2135.6	4875.6	6360.2	5888.6
72.5°	451.7	451.7	455.0	488.2	584.5	827.0	966.5	1388.3	3945.7	5994.9	5284.1
75°	398.6	398.6	398.6	428.4	498.2	664.3	750.6	949.9	2833.0	5317.3	4370.8
77.5°	345.4	348.7	348.7	375.3	428.4	518.1	577.9	657.6	1806.8	4108.4	3308.0
80°	265.7	265.7	269.0	298.9	365.3	405.2	425.1	465.0	949.9	2580.6	2099.0
82.5°	186.0	189.3	189.3	192.6	245.8	249.1	229.2	232.5	345.4	856.9	797.1
85°	19.9	23.2	26.6	26.6	43.2	53.1	56.5	53.1	56.5	99.6	99.6
87.5°	0.0	0.0	0.0	0.0	3.3	6.6	6.6	10.0	10.0	10.0	10.0
90°	0.0	0.0	0.0	0.0	0.0	0.0	0.0	0.0	0.0	0.0	0.0



REPORT NUMBER: P868863

CATALOG NUMBER: EMM2-HSN-SA3A-750-U-T2R-HSS

CANDELA DISTRIBUTION (continued):

	90°	95°	105°	115°	125°	135°	145°	155°	165°	175°	180°
0°	1474.6	1474.6	1474.6	1474.6	1474.6	1474.6	1474.6	1474.6	1474.6	1474.6	1474.6
2.5°	1471.3	1448.1	1398.3	1355.1	1315.2	1282.0	1258.8	1228.9	1205.6	1205.6	1218.9
5°	1481.3	1428.1	1325.2	1228.9	1152.5	1079.4	1013.0	969.8	936.6	916.7	916.7
7.5°	1494.6	1414.9	1258.8	1112.6	993.1	876.8	773.9	724.0	674.2	657.6	660.9
10°	1521.1	1408.2	1199.0	1009.7	830.3	684.2	584.5	531.4	504.8	491.5	491.5
12.5°	1551.0	1408.2	1135.9	893.4	684.2	534.7	474.9	435.1	421.8	415.2	408.5
15°	1590.9	1414.9	1082.7	770.5	558.0	451.7	408.5	385.3	372.0	365.3	365.3
17.5°	1637.4	1421.5	1026.3	670.9	474.9	398.6	365.3	348.7	335.4	328.8	328.8
20°	1697.2	1438.1	969.8	581.2	415.2	365.3	335.4	318.8	305.6	302.2	298.9
22.5°	1770.2	1464.7	913.3	508.2	375.3	332.1	305.6	292.3	282.3	275.7	275.7
25°	1856.6	1497.9	870.2	455.0	345.4	308.9	285.6	269.0	259.1	255.7	255.7
27.5°	1976.2	1554.4	827.0	415.2	322.2	285.6	262.4	249.1	239.1	235.8	232.5
30°	2089.1	1624.1	807.1	405.2	305.6	265.7	249.1	232.5	222.5	219.2	215.9
32.5°	2235.2	1703.8	793.8	405.2	298.9	252.4	232.5	219.2	209.2	205.9	202.6
35°	2391.3	1796.8	793.8	418.5	302.2	242.5	219.2	205.9	196.0	189.3	189.3
37.5°	2560.7	1889.8	800.4	438.4	312.2	235.8	205.9	192.6	182.7	179.3	179.3
40°	2740.0	2016.0	813.7	455.0	322.2	232.5	192.6	182.7	172.7	166.1	166.1
42.5°	2906.1	2115.6	837.0	474.9	328.8	229.2	182.7	172.7	162.7	159.4	159.4
45°	3098.7	2225.2	856.9	488.2	328.8	219.2	172.7	162.7	156.1	152.8	149.5
47.5°	3251.5	2314.9	866.8	494.9	322.2	209.2	162.7	156.1	149.5	142.8	146.1
50°	3437.5	2411.2	883.5	498.2	308.9	196.0	156.1	146.1	139.5	136.2	136.2
52.5°	3616.9	2507.6	896.7	491.5	292.3	179.3	146.1	139.5	132.9	126.2	126.2
55°	3829.4	2613.8	916.7	481.6	265.7	162.7	136.2	129.5	119.6	116.2	112.9
57.5°	4071.9	2753.3	933.3	461.7	232.5	146.1	129.5	119.6	106.3	99.6	99.6
60°	4294.4	2912.7	946.6	411.8	202.6	136.2	119.6	109.6	96.3	93.0	93.0
62.5°	4533.5	3078.8	946.6	325.5	172.7	122.9	112.9	103.0	89.7	86.4	86.4
65°	4699.6	3228.3	916.7	242.5	146.1	116.2	109.6	96.3	83.0	79.7	79.7
67.5°	4746.1	3321.3	833.6	172.7	126.2	109.6	103.0	89.7	79.7	73.1	73.1
70°	4596.6	3248.2	680.9	132.9	109.6	99.6	93.0	83.0	73.1	69.7	69.7
72.5°	4168.2	2969.2	508.2	112.9	96.3	93.0	86.4	76.4	69.7	66.4	66.4
75°	3490.6	2467.7	358.7	99.6	89.7	83.0	76.4	69.7	63.1	63.1	63.1
77.5°	2643.7	1783.5	222.5	89.7	76.4	76.4	69.7	63.1	59.8	56.5	56.5
80°	1707.1	1125.9	126.2	63.1	53.1	56.5	49.8	43.2	43.2	39.9	39.9
82.5°	724.0	445.0	66.4	36.5	26.6	23.2	16.6	16.6	13.3	13.3	13.3
85°	73.1	26.6	13.3	10.0	10.0	6.6	6.6	6.6	6.6	3.3	3.3
87.5°	10.0	10.0	10.0	6.6	6.6	6.6	3.3	3.3	3.3	3.3	3.3
90°	0.0	0.0	0.0	0.0	0.0	0.0	0.0	0.0	0.0	0.0	0.0

LM-79-2019: Approved Method: Electrical and Photometric Measurements of Solid-
State Lighting Products

Report Prepared for

Cooper Lighting Solutions

Streetworks

Report Number: SP1-2407-157-6

Test Date: 08/07/2024

Luminaire Tested: MEM2-HTN-SA-40-750-U-5WQ-2

Data in this report applies to families of products including MEM2-HTN-SA-40-750-U-5WQ-2

Test Information

Test Method: LM-79-2019
 Report Number: SP1-2407-157-6
 Test Lab: COOPER LIGHTING SOLUTIONS
 Photometer: SP1 - 76IN SPHERE
 Measurement Geometry: 4π
 Issue Date: 08/20/2024
 Manufacturer: COOPER LIGHTING SOLUTIONS
 Product Line: Streetworks
 Catalog Number: **MEM2-HTN-SA-40-750-U-5WQ-2**
 Description: Epic Modern Light Square 40W 5WQ Optic and Flare Trim

Spectral Parameters

CCT (K): 5094
 CIE u': 0.2082
 CIE v': 0.4867
 Duv: 0.0032
 CIE x: 0.3430
 CIE y: 0.3564
 CIE z: 0.3006
 Peak Wavelength (nm): 451
 Dominant Wavelength (nm): 568
 Purity: 9.86439
 Rf: 73.7
 Rg: 93

CRI (Ra):	72.0		
R1:	68.6	R9:	-39.6
R2:	78.1	R10:	47.6
R3:	84.6	R11:	68.2
R4:	71.6	R12:	41.4
R5:	69.6	R13:	70.4
R6:	69.4	R14:	91.4
R7:	80.9	R15:	61.4
R8:	53.1		



Test Conditions

Stabilization Time: 20M
 Operation Time: 1H 20M
 Sphere Temperature (°C): 24.2

REPORT NUMBER: SP1-2407-157-6

Measurement and Test Equipment			
Instrument	Identification Number	Calibration Date	Calibration Due Date
Photometer	IN0058	6/18/2024	12/18/2024
Power Meter	INXT2011004	2/8/2024	2/8/2025
AC Power Source	IN0063	10/24/2023	10/24/2024
DC Power Source	IN0208	10/24/2023	10/24/2024
Sphere Thermometer	IN0085	10/24/2023	10/24/2024
Room Thermometer	IN0046	10/24/2023	10/24/2024

REPORT NUMBER: SP1-2407-157-6

CIE 1931 Chromaticity Diagram



CIE 1931 Chromaticity Diagram with 2017 ANSI 7-Step and 4-Step Quadrangles



Point lies inside the ANSI 5000K 4-step quadrangle

REPORT NUMBER: SP1-2407-157-6

Photopic Flux vs. Wavelength



Photopic Lumens: NR

λ (nm)	Power W [^] /nm	Lumens (φ/nm)	λ (nm)	Power W [^] /nm	Lumens (φ/nm)	λ (nm)	Power W [^] /nm	Lumens (φ/nm)	λ (nm)	Power W [^] /nm	Lumens (φ/nm)	λ (nm)	Power W [^] /nm	Lumens (φ/nm)
360	0	NR	490	114	NR	620	361	NR	750	9	NR	880	0	NR
365	0	NR	495	145	NR	625	326	NR	755	8	NR	885	0	NR
370	0	NR	500	197	NR	630	294	NR	760	7	NR	890	0	NR
375	0	NR	505	259	NR	635	261	NR	765	6	NR	895	0	NR
380	0	NR	510	319	NR	640	232	NR	770	5	NR	900	0	NR
385	0	NR	515	373	NR	645	204	NR	775	4	NR	905	0	NR
390	0	NR	520	414	NR	650	179	NR	780	4	NR	910	0	NR
395	1	NR	525	445	NR	655	157	NR	785	3	NR	915	0	NR
400	3	NR	530	465	NR	660	136	NR	790	3	NR	920	0	NR
405	5	NR	535	482	NR	665	118	NR	795	2	NR	925	0	NR
410	9	NR	540	493	NR	670	102	NR	800	2	NR	930	0	NR
415	18	NR	545	505	NR	675	87	NR	805	2	NR	935	0	NR
420	36	NR	550	515	NR	680	75	NR	810	2	NR	940	0	NR
425	72	NR	555	527	NR	685	65	NR	815	1	NR	945	0	NR
430	134	NR	560	540	NR	690	56	NR	820	1	NR	950	0	NR
435	242	NR	565	550	NR	695	48	NR	825	1	NR	955	0	NR
440	407	NR	570	557	NR	700	41	NR	830	1	NR	960	0	NR
445	684	NR	575	561	NR	705	35	NR	835	1	NR	965	0	NR
450	988	NR	580	559	NR	710	30	NR	840	1	NR	970	0	NR
455	828	NR	585	551	NR	715	26	NR	845	1	NR	975	0	NR
460	473	NR	590	537	NR	720	22	NR	850	1	NR	980	0	NR
465	333	NR	595	516	NR	725	19	NR	855	0	NR	985	0	NR
470	232	NR	600	491	NR	730	16	NR	860	0	NR	990	0	NR
475	146	NR	605	461	NR	735	14	NR	865	0	NR	995	0	NR
480	113	NR	610	429	NR	740	12	NR	870	0	NR	1000	0	NR
485	106	NR	615	395	NR	745	10	NR	875	0	NR			

REPORT NUMBER: SP1-2407-157-6

Scotopic Flux vs. Wavelength



Scotopic Lumens: NR

S/P: 1.81

λ (nm)	Power W [^] /nm	Lumens (φ/nm)	λ (nm)	Power W [^] /nm	Lumens (φ/nm)	λ (nm)	Power W [^] /nm	Lumens (φ/nm)	λ (nm)	Power W [^] /nm	Lumens (φ/nm)	λ (nm)	Power W [^] /nm	Lumens (φ/nm)
360	0	NR	490	114	NR	620	361	NR	750	9	NR	880	0	NR
365	0	NR	495	145	NR	625	326	NR	755	8	NR	885	0	NR
370	0	NR	500	197	NR	630	294	NR	760	7	NR	890	0	NR
375	0	NR	505	259	NR	635	261	NR	765	6	NR	895	0	NR
380	0	NR	510	319	NR	640	232	NR	770	5	NR	900	0	NR
385	0	NR	515	373	NR	645	204	NR	775	4	NR	905	0	NR
390	0	NR	520	414	NR	650	179	NR	780	4	NR	910	0	NR
395	1	NR	525	445	NR	655	157	NR	785	3	NR	915	0	NR
400	3	NR	530	465	NR	660	136	NR	790	3	NR	920	0	NR
405	5	NR	535	482	NR	665	118	NR	795	2	NR	925	0	NR
410	9	NR	540	493	NR	670	102	NR	800	2	NR	930	0	NR
415	18	NR	545	505	NR	675	87	NR	805	2	NR	935	0	NR
420	36	NR	550	515	NR	680	75	NR	810	2	NR	940	0	NR
425	72	NR	555	527	NR	685	65	NR	815	1	NR	945	0	NR
430	134	NR	560	540	NR	690	56	NR	820	1	NR	950	0	NR
435	242	NR	565	550	NR	695	48	NR	825	1	NR	955	0	NR
440	407	NR	570	557	NR	700	41	NR	830	1	NR	960	0	NR
445	684	NR	575	561	NR	705	35	NR	835	1	NR	965	0	NR
450	988	NR	580	559	NR	710	30	NR	840	1	NR	970	0	NR
455	828	NR	585	551	NR	715	26	NR	845	1	NR	975	0	NR
460	473	NR	590	537	NR	720	22	NR	850	1	NR	980	0	NR
465	333	NR	595	516	NR	725	19	NR	855	0	NR	985	0	NR
470	232	NR	600	491	NR	730	16	NR	860	0	NR	990	0	NR
475	146	NR	605	461	NR	735	14	NR	865	0	NR	995	0	NR
480	113	NR	610	429	NR	740	12	NR	870	0	NR	1000	0	NR
485	106	NR	615	395	NR	745	10	NR	875	0	NR			

REPORT NUMBER: SP1-2407-157-6

Melanopic Flux vs. Wavelength



Melanopic Lumens: NR

M/P: 3.73

λ (nm)	Power W [^] /nm	Lumens (φ/nm)	λ (nm)	Power W [^] /nm	Lumens (φ/nm)	λ (nm)	Power W [^] /nm	Lumens (φ/nm)	λ (nm)	Power W [^] /nm	Lumens (φ/nm)	λ (nm)	Power W [^] /nm	Lumens (φ/nm)
360	0	NR	490	114	NR	620	361	NR	750	9	NR	880	0	NR
365	0	NR	495	145	NR	625	326	NR	755	8	NR	885	0	NR
370	0	NR	500	197	NR	630	294	NR	760	7	NR	890	0	NR
375	0	NR	505	259	NR	635	261	NR	765	6	NR	895	0	NR
380	0	NR	510	319	NR	640	232	NR	770	5	NR	900	0	NR
385	0	NR	515	373	NR	645	204	NR	775	4	NR	905	0	NR
390	0	NR	520	414	NR	650	179	NR	780	4	NR	910	0	NR
395	1	NR	525	445	NR	655	157	NR	785	3	NR	915	0	NR
400	3	NR	530	465	NR	660	136	NR	790	3	NR	920	0	NR
405	5	NR	535	482	NR	665	118	NR	795	2	NR	925	0	NR
410	9	NR	540	493	NR	670	102	NR	800	2	NR	930	0	NR
415	18	NR	545	505	NR	675	87	NR	805	2	NR	935	0	NR
420	36	NR	550	515	NR	680	75	NR	810	2	NR	940	0	NR
425	72	NR	555	527	NR	685	65	NR	815	1	NR	945	0	NR
430	134	NR	560	540	NR	690	56	NR	820	1	NR	950	0	NR
435	242	NR	565	550	NR	695	48	NR	825	1	NR	955	0	NR
440	407	NR	570	557	NR	700	41	NR	830	1	NR	960	0	NR
445	684	NR	575	561	NR	705	35	NR	835	1	NR	965	0	NR
450	988	NR	580	559	NR	710	30	NR	840	1	NR	970	0	NR
455	828	NR	585	551	NR	715	26	NR	845	1	NR	975	0	NR
460	473	NR	590	537	NR	720	22	NR	850	1	NR	980	0	NR
465	333	NR	595	516	NR	725	19	NR	855	0	NR	985	0	NR
470	232	NR	600	491	NR	730	16	NR	860	0	NR	990	0	NR
475	146	NR	605	461	NR	735	14	NR	865	0	NR	995	0	NR
480	113	NR	610	429	NR	740	12	NR	870	0	NR	1000	0	NR
485	106	NR	615	395	NR	745	10	NR	875	0	NR			

Summary

$R_f = 73.7$
 $R_g = 93$
 $CIE R_a = 72.0$
 $R_9 = -39.6$



Color Vector Graphics

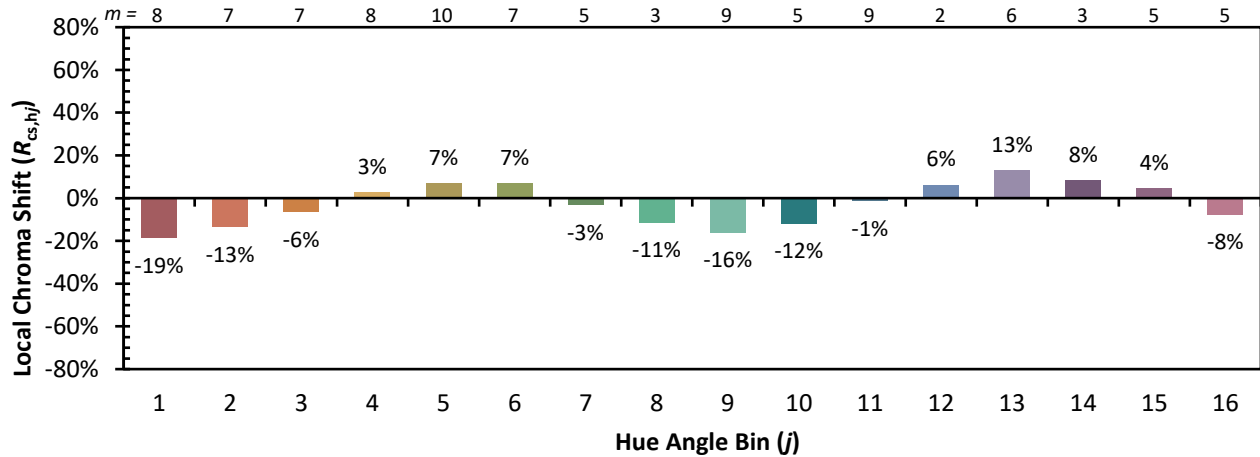


Individual Sample Fidelity Index ($R_{f,i}$)

CES01 = 85	CES26 = 62	CES51 = 90	CES76 = 50
CES02 = 59	CES27 = 88	CES52 = 89	CES77 = 67
CES03 = 30	CES28 = 80	CES53 = 79	CES78 = 53
CES04 = 69	CES29 = 69	CES54 = 84	CES79 = 80
CES05 = 46	CES30 = 88	CES55 = 83	CES80 = 77
CES06 = 50	CES31 = 72	CES56 = 74	CES81 = 78
CES07 = 38	CES32 = 62	CES57 = 73	CES82 = 90
CES08 = 38	CES33 = 82	CES58 = 73	CES83 = 90
CES09 = 29	CES34 = 69	CES59 = 86	CES84 = 85
CES10 = 72	CES35 = 83	CES60 = 88	CES85 = 77
CES11 = 56	CES36 = 87	CES61 = 82	CES86 = 75
CES12 = 61	CES37 = 78	CES62 = 81	CES87 = 76
CES13 = 41	CES38 = 98	CES63 = 73	CES88 = 81
CES14 = 74	CES39 = 96	CES64 = 63	CES89 = 72
CES15 = 70	CES40 = 91	CES65 = 60	CES90 = 80
CES16 = 46	CES41 = 96	CES66 = 56	CES91 = 71
CES17 = 49	CES42 = 79	CES67 = 53	CES92 = 58
CES18 = 55	CES43 = 78	CES68 = 63	CES93 = 74
CES19 = 71	CES44 = 99	CES69 = 72	CES94 = 52
CES20 = 63	CES45 = 86	CES70 = 55	CES95 = 64
CES21 = 85	CES46 = 85	CES71 = 46	CES96 = 76
CES22 = 77	CES47 = 89	CES72 = 82	CES97 = 86
CES23 = 91	CES48 = 80	CES73 = 45	CES98 = 76
CES24 = 90	CES49 = 83	CES74 = 90	CES99 = 62
CES25 = 71	CES50 = 89	CES75 = 48	



Color Rendition by Hue-Angle Bin



Measure Comparisons



(END OF REPORT)